

Key stage 2

This is revised data for 2018/19.

Progress in reading, writing and maths

Reading

Number of pupils = 50

Pupils with adjusted scores = 0

Well above average 5.74

Writing

Number of pupils = 53

Pupils with adjusted scores = 0

Well above average 3.11

Maths

Number of pupils = 50

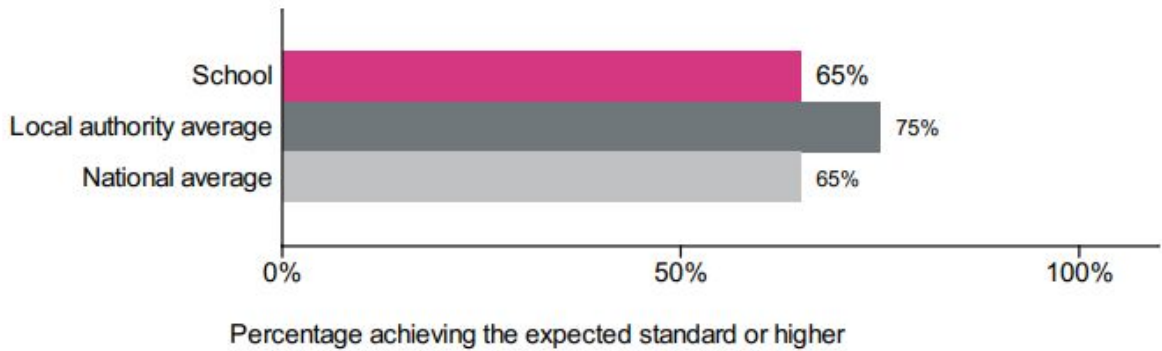
Pupils with adjusted scores = 0

Well above average 3.56

Reading, writing and maths combined

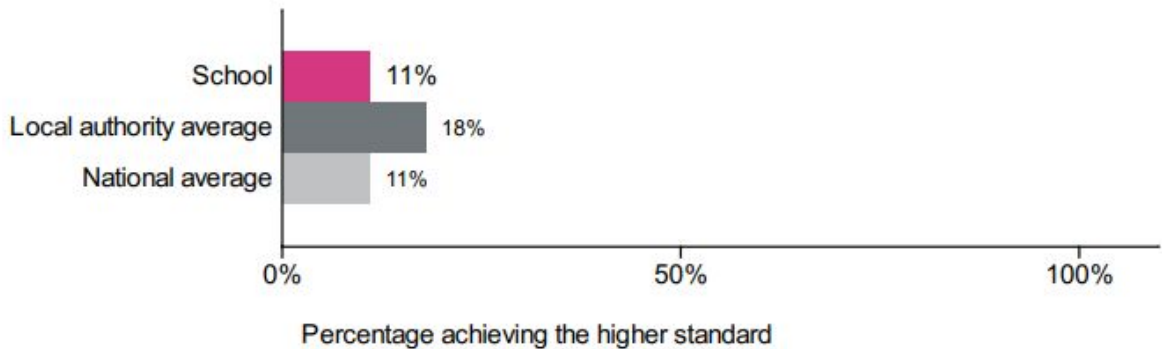
Percentage of pupils achieving the expected standard or higher

Number of pupils = 55



Percentage of pupils achieving the higher standard

Number of pupils = 55



Average scaled score in:

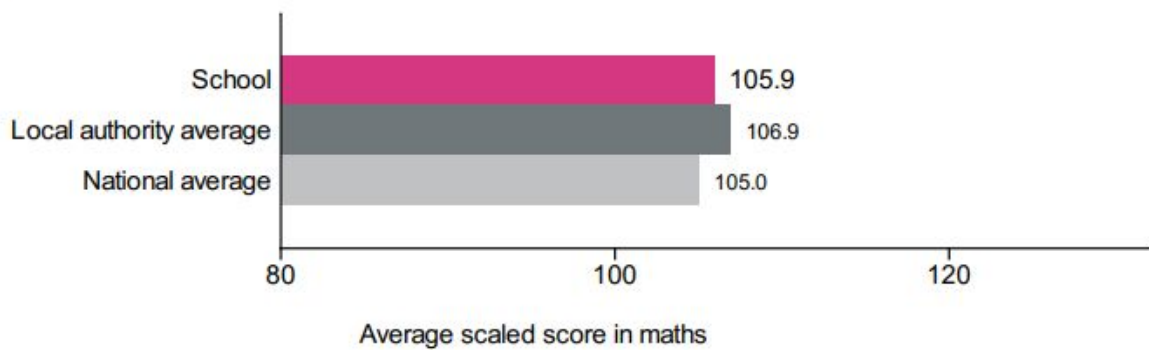
Reading

Number of pupils = 55



Maths

Number of pupils = 55



Key stage 2 results over 3 years

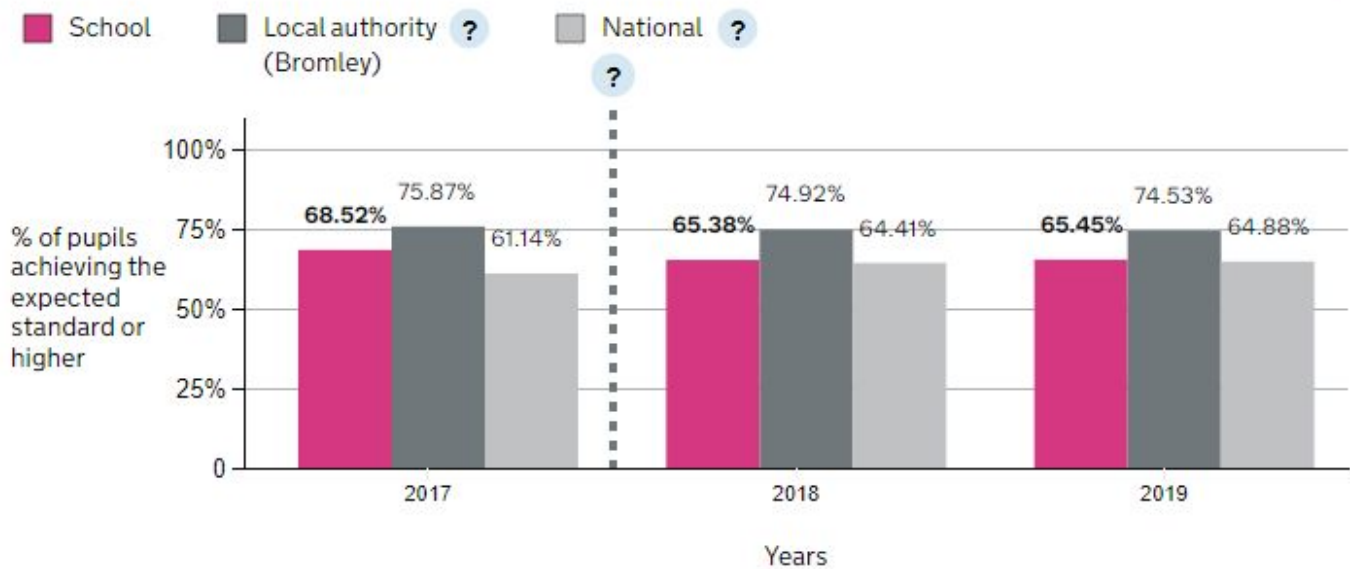
Reading, writing and maths combined

Percentage of pupils achieving the expected standard or higher ?

Number of pupils in 2017 = 54

Number of pupils in 2018 = 52

Number of pupils in 2019 = 55

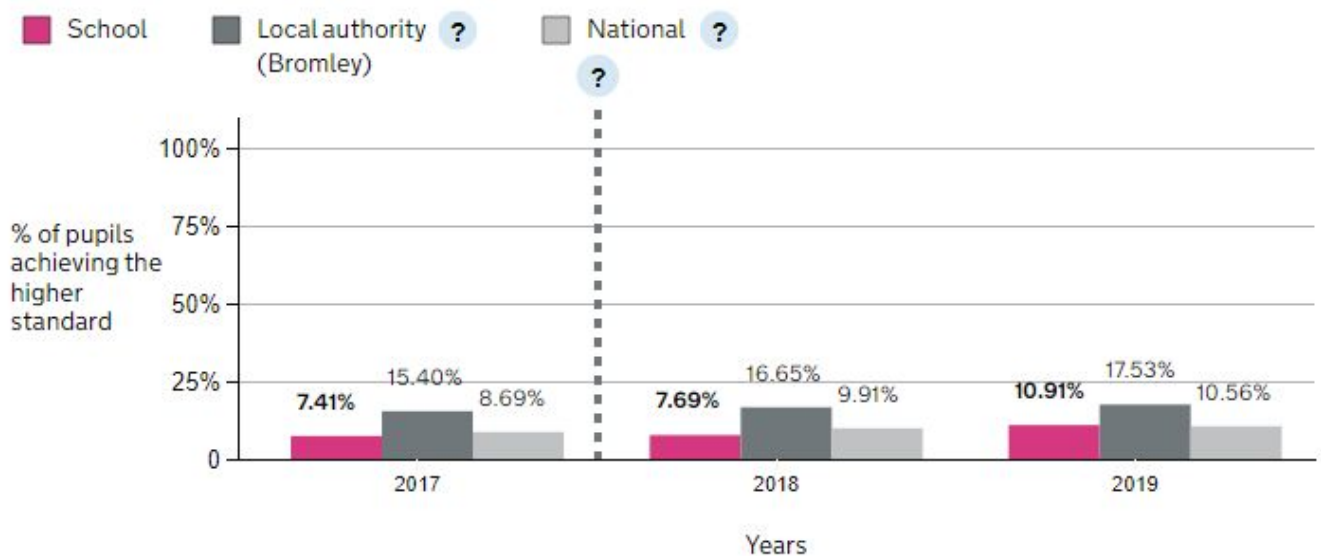


Percentage of pupils achieving the higher standard ?

Number of pupils in 2017 = 54

Number of pupils in 2018 = 52

Number of pupils in 2019 = 55



Key stage 2 results over 3 years

Average scaled scores in:

Reading ?

Number of pupils in 2017 = 54

Number of pupils in 2018 = 52

Number of pupils in 2019 = 55



Maths ?

Number of pupils in 2017 = 54

Number of pupils in 2018 = 52

Number of pupils in 2019 = 55

